
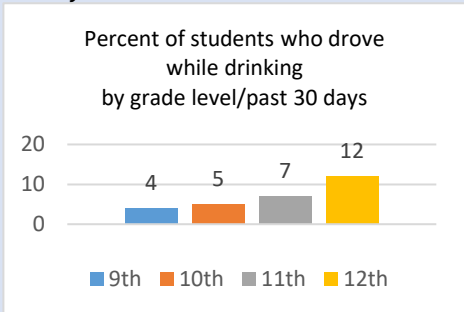



Montana Students and Driving Behaviors

2019 Montana Youth Risk Behavior Survey
 Montana Office of Public Instruction, Elsie Arntzen, Superintendent

| Seat Belt Use | Alcohol and Driving | Distracted Driving |
|--|--|---|
| <p>52% of students always wear a seat belt when <i>riding</i> in a car; 8% report never or rarely wearing a seat belt</p> <p>Among drivers, 7% never or rarely wear a seat belt when driving; 72% always wear a seat belt when driving</p> <p>10% of males and 5% of females never or rarely wear a seat belt when driving</p>  | <p>19% of students rode with a driver who had been drinking alcohol during the past 30 days</p> <p>7% of students drove when they had been drinking alcohol during the past 30 days</p>  |  <p>53% of students who drove a car during the past 30 days, texted or e-mailed while driving</p> <p>46% of students who drove a car during the past 30 days used the Internet or Apps on their cell phone while driving</p> |

